

SSW Series

Surface Mount Subminiature 2 Pole Snap-acting Switches



Features/Benefits

- Surface mount terminations
- IP67
- Redundant contacts
- Change over time <15ms
- Top and side actuation
- Low acoustics

Typical Applications

- Automotive, ASIL related applications (electronic parking brake, by-wire functions)
- Safety applications

Specifications

FUNCTION: momentary action

CONTACT ARRANGEMENT: 2 change over contacts = DPDT

SWITCHING MODE: non shorting

TERMINAL: SMD terminals

Environmental

OPERATING TEMPERATURE: -40°C to 85°C

STORAGE TEMPERATURE: -40°C to 85°C

SEALING: IP67

Mechanical

Type	Force (N)	Operating life* (cycles)	Travel (mm)
SSW 115S	2.0 +/- 1	Up to 300 000	1,2

* Under Max. electrical load

SHEAR FORCE RESISTANCE:

40N

SIDE ACTUATION:

cam angle at 40°

Process

SOLDERING: Depending on the application, this component is suited to the following methods:

- Infrared Reflow Soldering in accordance with C&K product specification

TERMINALS: Silver plated

Packaging

Reel containing 900 pieces

Reel dimensions according to EIA RS481. External diameter 560 mm

NOTE: This datasheet is describing main product characteristics. It cannot be considered as a contractual document for design in and subject to change without prior notice. We recommend contacting your closest sales representative to obtain contractual specifications. Product compliance to final application requirement remains customer responsibility.

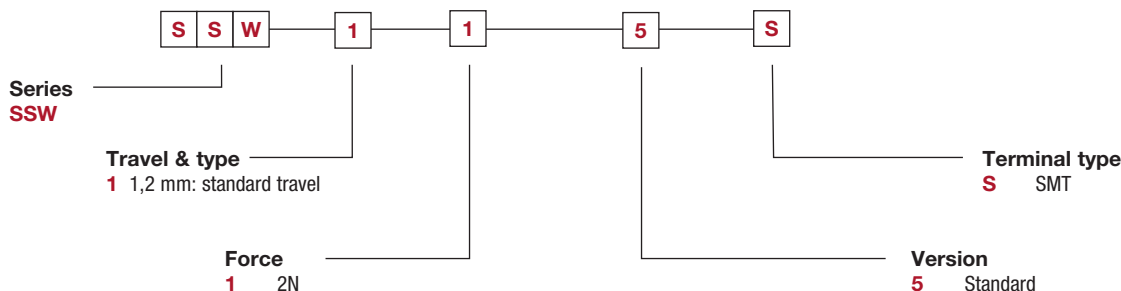
Specifications

MAXIMUM POWER:	0.36 W
MAXIMUM VOLTAGE:	18 VDC
MINIMUM VOLTAGE:	5 V
MAXIMUM CURRENT:	20 mA
MINIMUM CURRENT:	1 mA
DIELECTRIC STRENGTH (50 Hz, 1min.):	> 250 Vrms
CHANGEOVER TIME:	< 15 ms
INSULATION RESISTANCE (100 V):	> 100 MΩ
CONTACT RESISTANCE initial:	100 mΩ

How To Order

Our easy build-a-switch concept allows you to mix and match options to create the switch you need. To order, select desired option from each category and place it in the appropriate box.

For any part number different from those listed above, please consult your local representative.



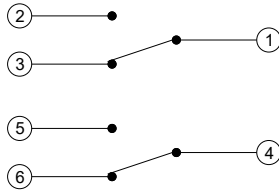
NOTE: other versions available upon request. Please consult your customer service.

SSW Series

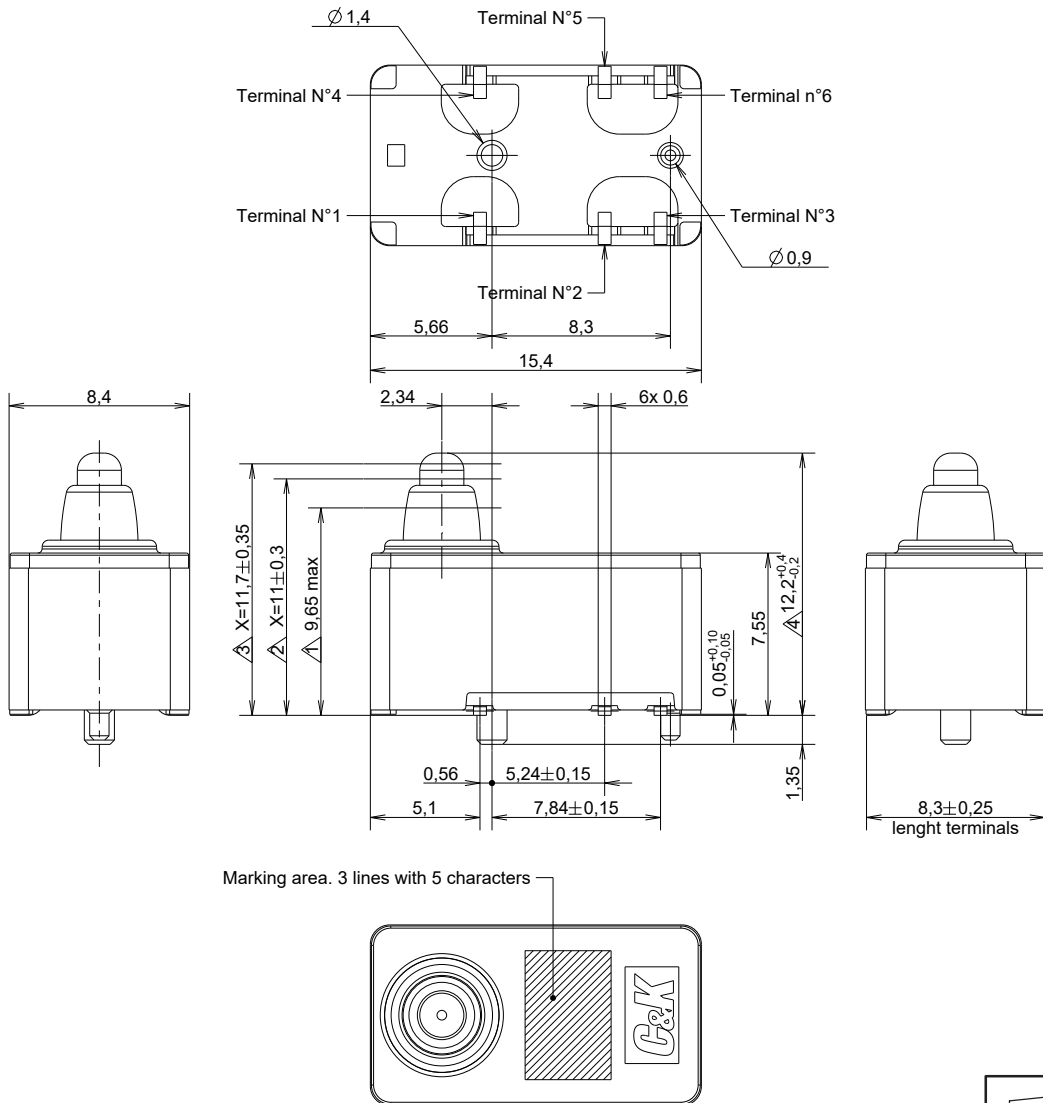
TYPE CONFIGURATION

Type	Actuator height (mm)	Terminal 1-3 / 4-6 ON Terminal 1-2 / 4-5 OFF (mm)	Terminal 1-3 / 4-6 OFF Terminal 1-2 / 4-5 ON (mm)	Minimum height (mm)
1	12.2 + 0.4 /- 0.2	11.7 +/- 0.35	11.0 +/- 0.3	9.65

ELECTRICAL ARRANGEMENT



DIMENSIONS

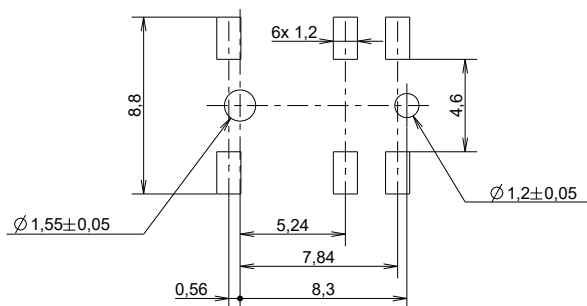


J

Snap-acting

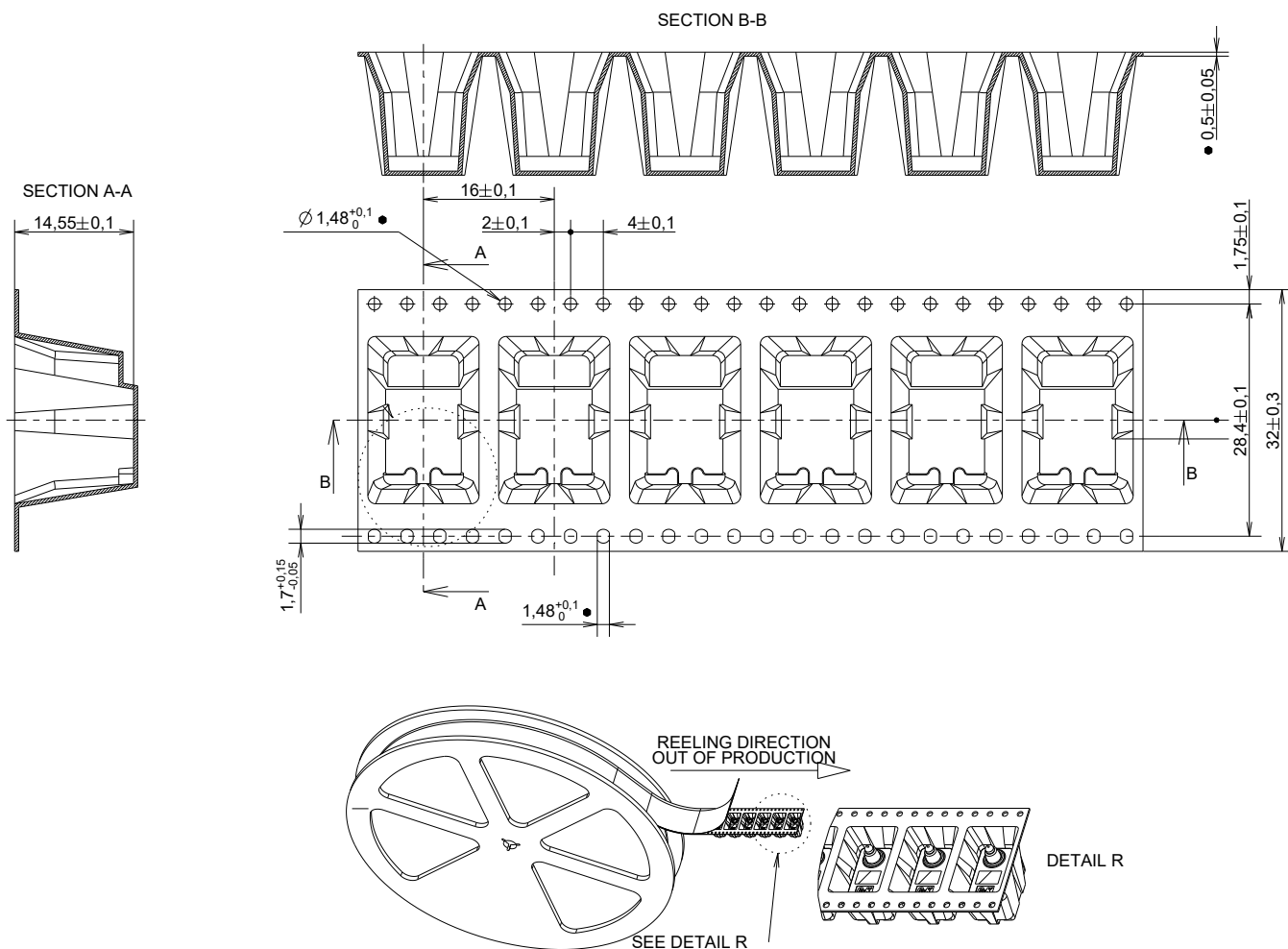
SSW Series Surface Mount Subminiature 2 Pole Snap-acting Switches

RECOMMENDED PCB LAYOUT



TYPE & REEL

Snap-acting



PACKAGING OF SWITCHES