

# PL Series 5 Tumbler Miniature Camlocks

## Features/Benefits

- Cost-effective security
- Custom cams available

## Typical Applications

- Office furniture
- Cash registers
- Copy machines



## Specifications

INDEXING: 90°: 2 positions.

**NOTE:** Specifications and materials listed above are for camlocks with standard options. For information on specific and custom camlocks, consult Customer Service Center.

## Materials

LOCK: 6/6 nylon (UL 94V-2). Color, black.

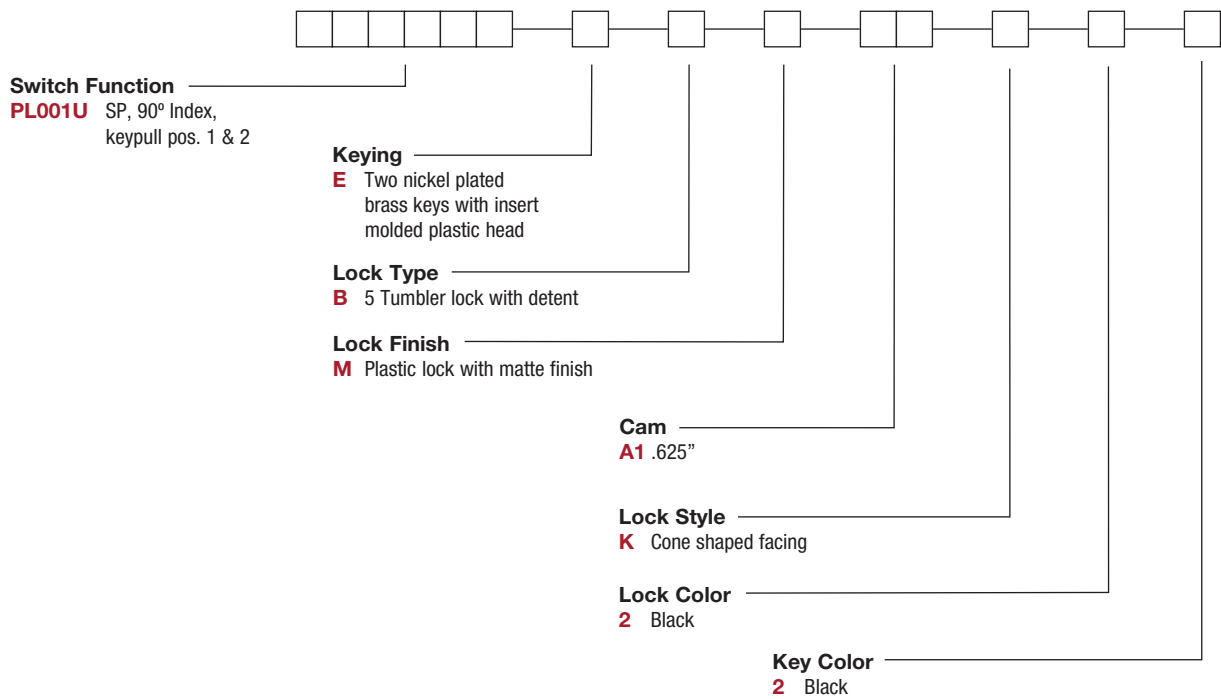
5 tumbler, single bitted lock with integral detent mechanism.

KEYS: Two nickel plated brass keys with black plastic insert molded head.

CAM: 6/6 nylon (UL 94V-2).

## Build-A-Switch

To order, simply select desired option from each category and place in the appropriate box. Available options are shown and described on pages L-40 and L-41. For additional options not shown in catalog, consult Customer Service Center.



Switchlock

# PL Series 5 Tumbler Miniature Camlocks

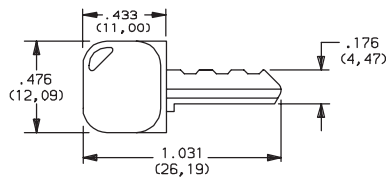
## LOCK FUNCTION

MODEL NO.	KEY PULL POSITIONS	LOCK CONFIGURATION	INDEXING
<b>PL001U</b>	Positions 1 & 2		90°

- LEGEND**
- = Detent Position (90°)
  - ⊙ = Key pull possible in these positions.
  - ⊙ = Stop Positions

## KEYING

**E** TWO NICKEL PLATED BRASS KEYS WITH INSERT MOLDED PLASTIC HEAD



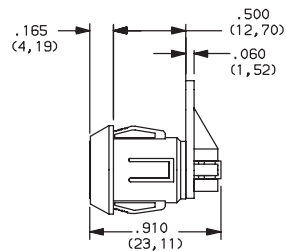
Key part number: 617D1004102

OPTION CODE	KEY COLOR
<b>2</b>	BLACK

**NOTE:** All orders keyed alike, standard. For more than one key code, replacement keys, or other special features, consult Customer Service Center.

## LOCK TYPE

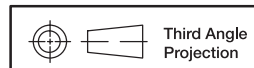
**B** 5 TUMBLER LOCK WITH DETENT



OPTION CODE	LOCK COLOR
<b>2</b>	BLACK

## LOCK FINISH

**M** PLASTIC LOCK WITH MATTE FINISH



Dimensions are shown: Inch (mm)  
Specifications and dimensions subject to change

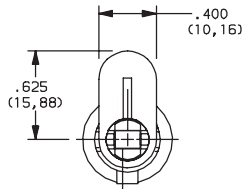


Switchlock

# PL Series 5 Tumbler Miniature Camlocks

## CAM

**A1** .625"

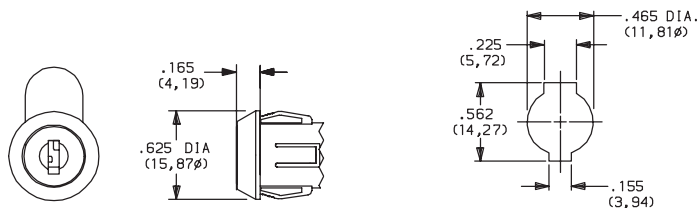


**NOTE:** Cam not assembled to switch. Other cam lengths and styles available, consult Customer Service Center.

## LOCK STYLE


**K** CONE SHAPED FACING

PANEL MOUNTING



Panel thickness: .050-.080 (1,27-2,03)

## AVAILABLE HARDWARE



Key Code: 041

**PART NO.** (ONE KEY)

**617D1004102** BLACK

**Material:** Brass  
**Finish:** Nickel plate  
6/6 Nylon insert molded head



Switchlock



Dimensions are shown: Inch (mm)

Specifications and dimensions subject to change

